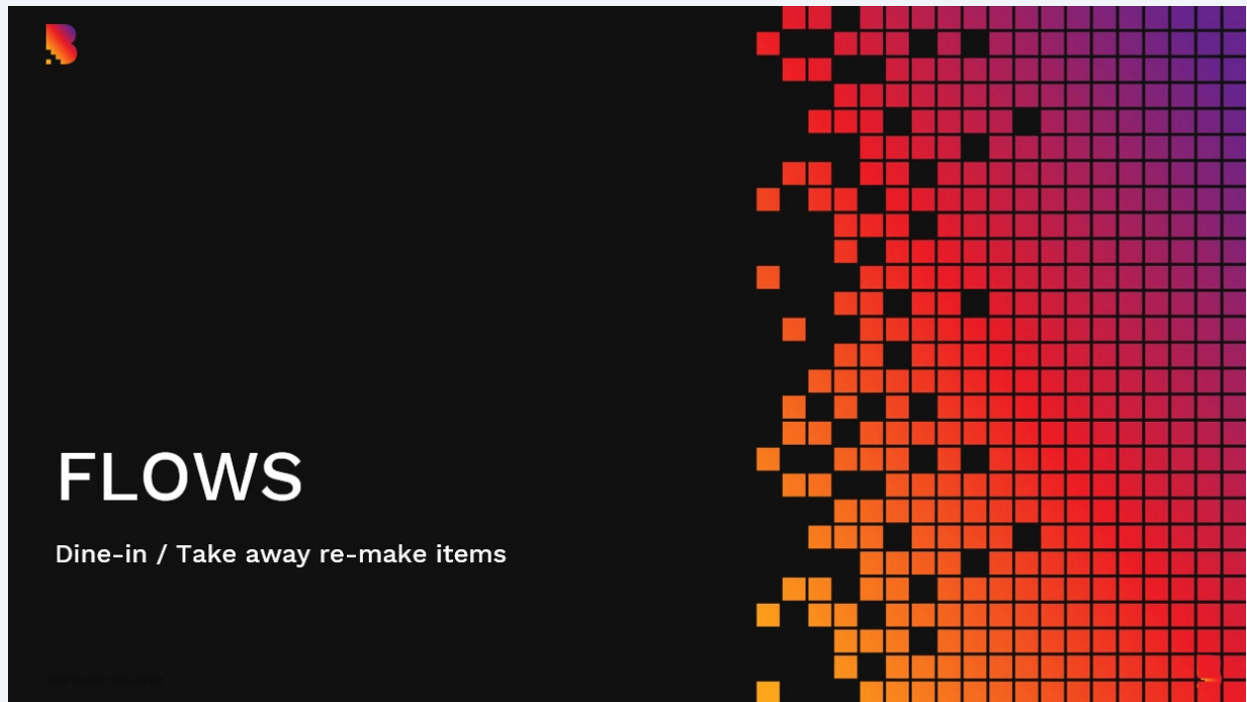


FLOWS Take away re-make items

72



73 The order is displayed on the MAKE screen for preparation

The screenshot shows the 'Make & Bake' interface for a specific order. On the left, the order items are listed: 'Bt 16.9oz' (x1) with 'AQuafina' and 'ReGular' (x1) with 'Sft Drnk'. The top right corner displays a summary table:

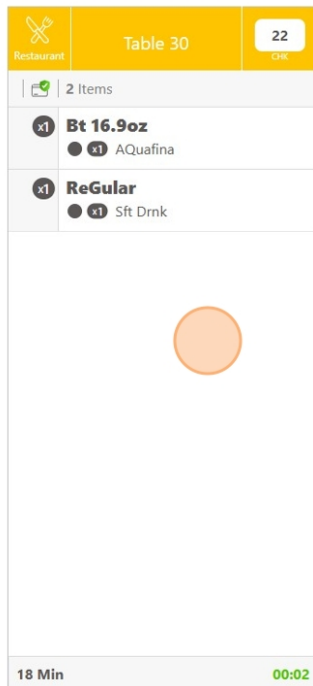
1	2	0	
Orders	Items	Holding	
Avg. Prep Time			
00:00	00:00	03:57	
Last Hour	Today	Weekly	
Agg Items			
Stuffed Crust	0	Med Pan	0
Lrg HT	0	Lrg Thin	0
Med HT	0	Med Thin	0
Lrg Pan	0	Rectangle	0
Shelves			
A		B	
C		D	

The bottom of the screen shows a '17:25' timestamp and a 'Versions (?)' link.

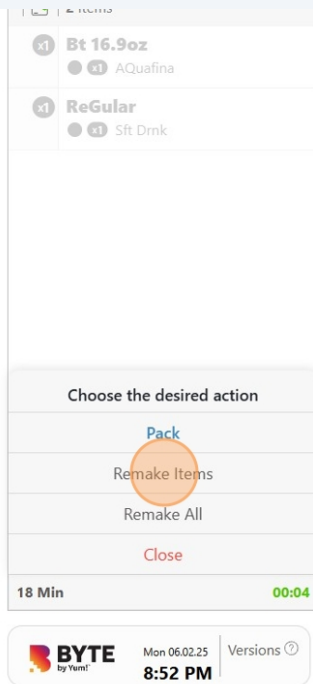
74 Once the order has been prepped, Click anywhere on the order and select Make & Bake.

This screenshot shows the same 'Make & Bake' interface, but with a dialog box overlaid on the order items. The dialog box is titled 'Choose the desired action' and contains two buttons: 'Make & Bake' (highlighted with an orange circle) and 'Close'. The background shows the same order items and summary table as in step 73, with a '17:27' timestamp and a 'Versions (?)' link.

75 The order will appear on the PACK screen.




76 While packing the order, if for any reason it is necessary to **remake** some/all items, click the order and select **Remake items** (to remake specific item/s) or **Remake all** (to remake the whole order).



77


Selecting 'Remake Items' will allow to select the specific item/s that need to be remade, by clicking the grey circle check-box by the side of each item.



Pack

78

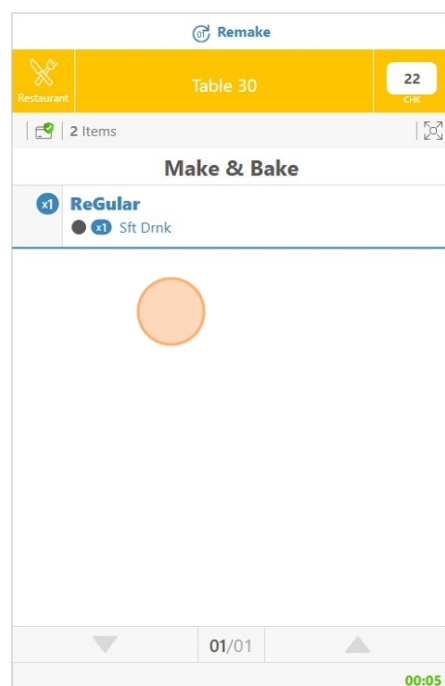
In this case, we are going to remake the selected item, then click 'Remake' button



Pack

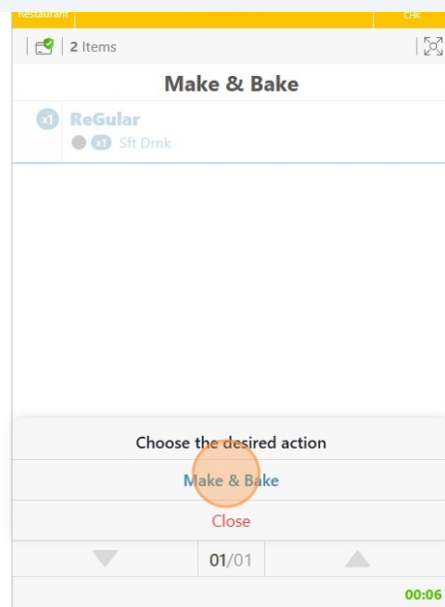


79 The item will re-appear on the MAKE screen for preparation.



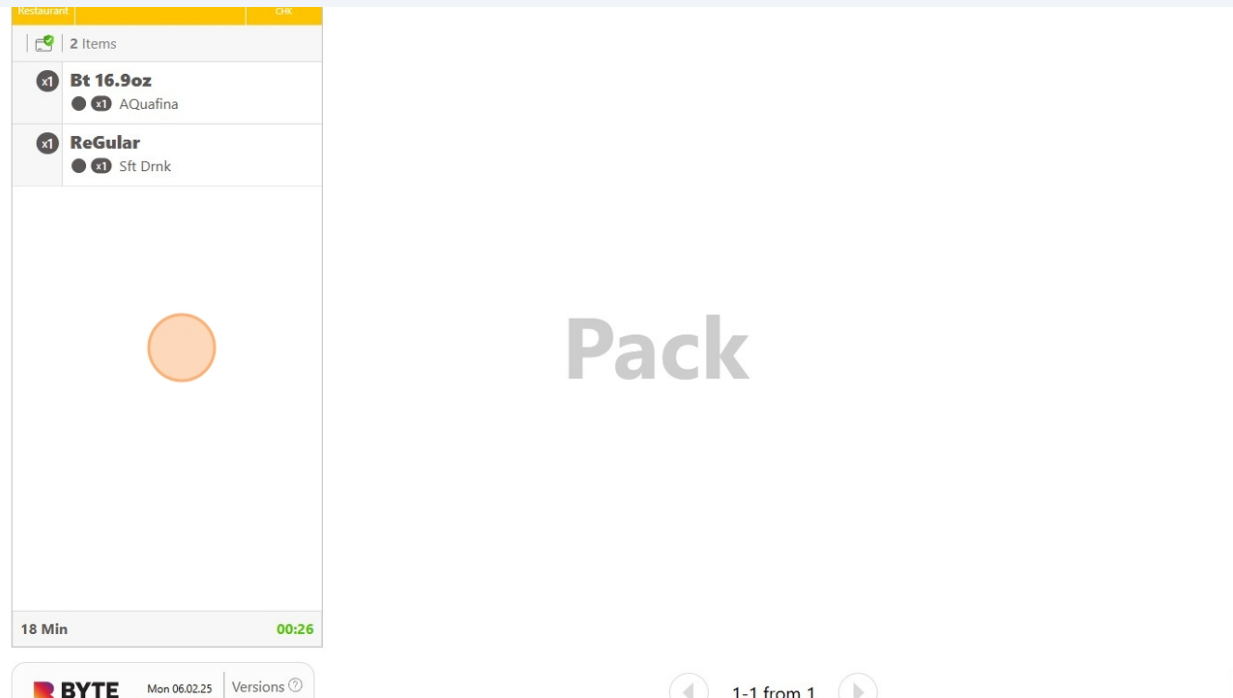
Preparations		
1	1	
Orders	Items	Ho
Avg. Prep Time		
00:00	00:00	03
Last Hour	Today	We
Agg Items		
Stuffed Crust	0	Med Pan
Lrg HT	0	Lrg Thin
Med HT	0	Med Thin
Lrg Pan	0	Rectangle
	0	
Shelves		
A		B
C		D

80 Once prepared, we can click anywhere on the order and select Make & Bake

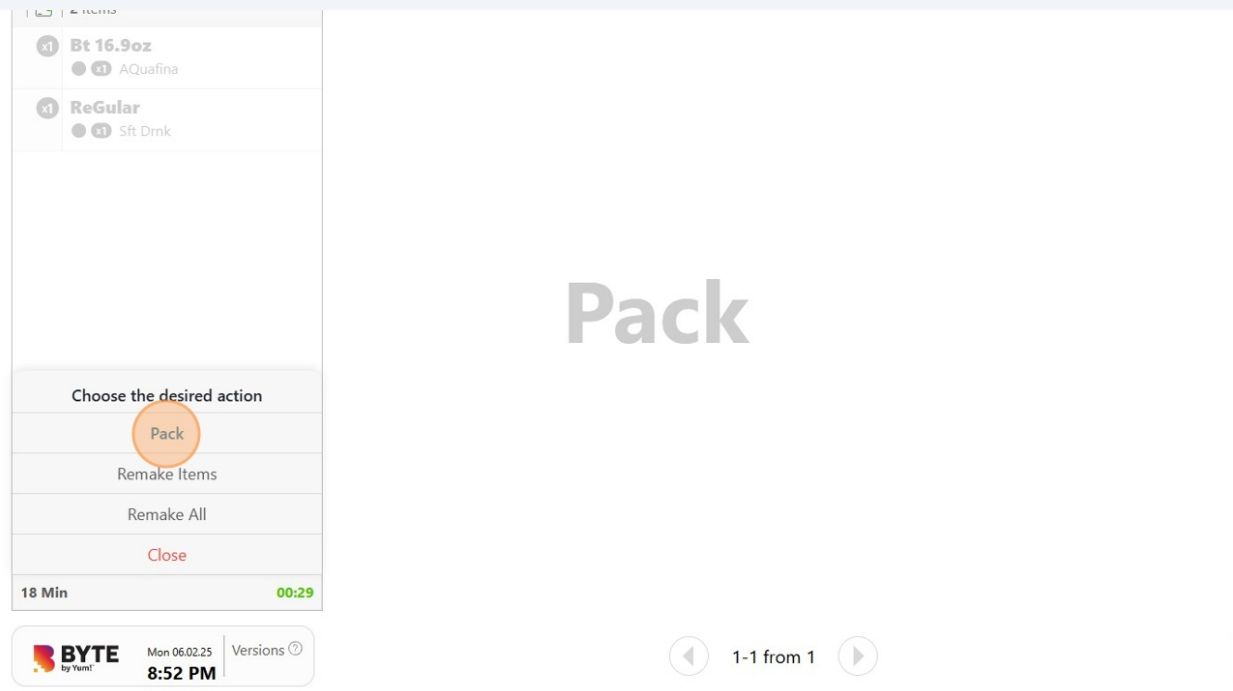


Avg. Prep Time		
00:00	00:00	03
Last Hour	Today	We
Agg Items		
Stuffed Crust	0	Med Pan
Lrg HT	0	Lrg Thin
Med HT	0	Med Thin
Lrg Pan	0	Rectangle
	0	
Shelves		
A		B
C		D

81 The order will be updated on the PACK screen.



82 Only once the whole order has been prepared and bumped from the MAKE screen, you can click the order and select Pack.



FLAWS Delivery order Make&Bake happy flow